

Odyssey of the Mind Year of the Pandemic

What is the difference between a VT (Virtual Tournament) and a Traditional
Tournament?

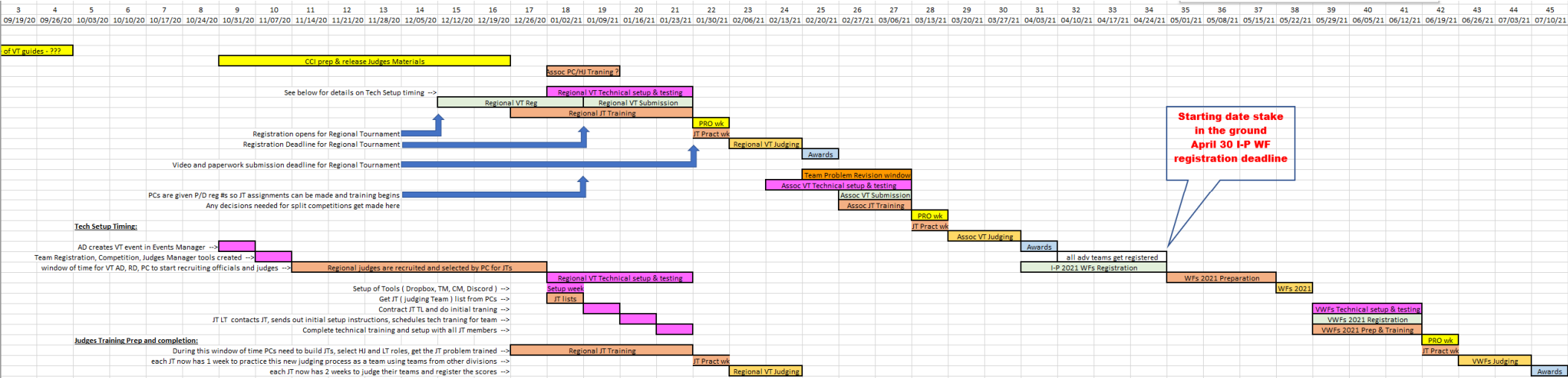
Jeff Carter – Scoring IPC

(note: my world is also colored by my role in New York State)

Overview: What is different?

- Time!!!
 - No longer a one-day event, but can take a month
 - Setup has longer back-off times needed
 - Let's start with a deeper look at a sample calendar
- Technology:
 - Judges: Work is all done online, judges need to be able to work online
 - LT Judges must have a PC with Win 10 or Mac OS (no Chromebooks, etc.)
 - SP Judges should be able to use any PC including Chromebooks since they need to access internet
 - Judges need a reliable internet connection
 - Judges need to have basic computer skills (don't need to be experts)
 - Teams:
 - Teams can meet using online tools, develop solutions, write scripts, etc...
 - Teams will receive some guidance for how to produce a good video from CCI
 - Separate training guide and video will be available.
- Results & Awards:

Draft Time-Line: Overview

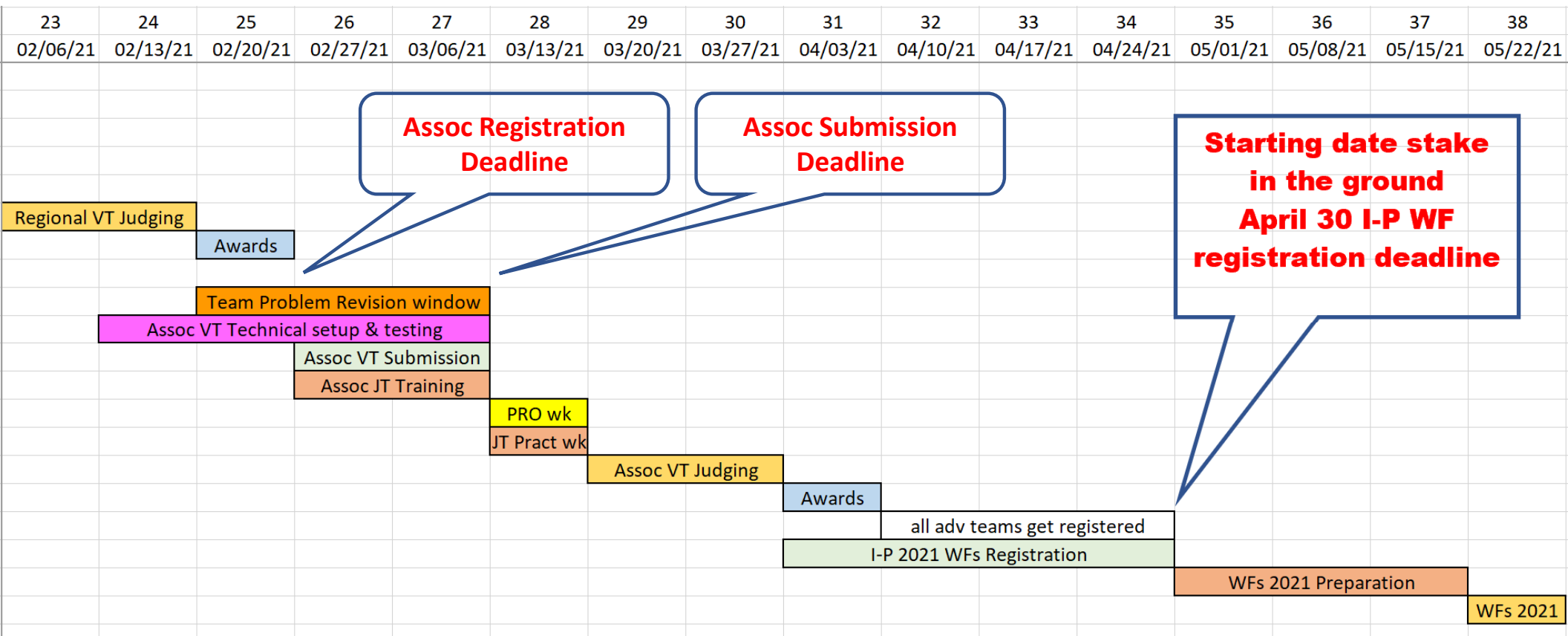


Draft Time-Line is based on week level granularity.

Once registration for a VT is closed and based on size, the length of events can be fine tuned.

Don't take time away too quickly. Plan for the un-expected. Leave recovery time in schedule.

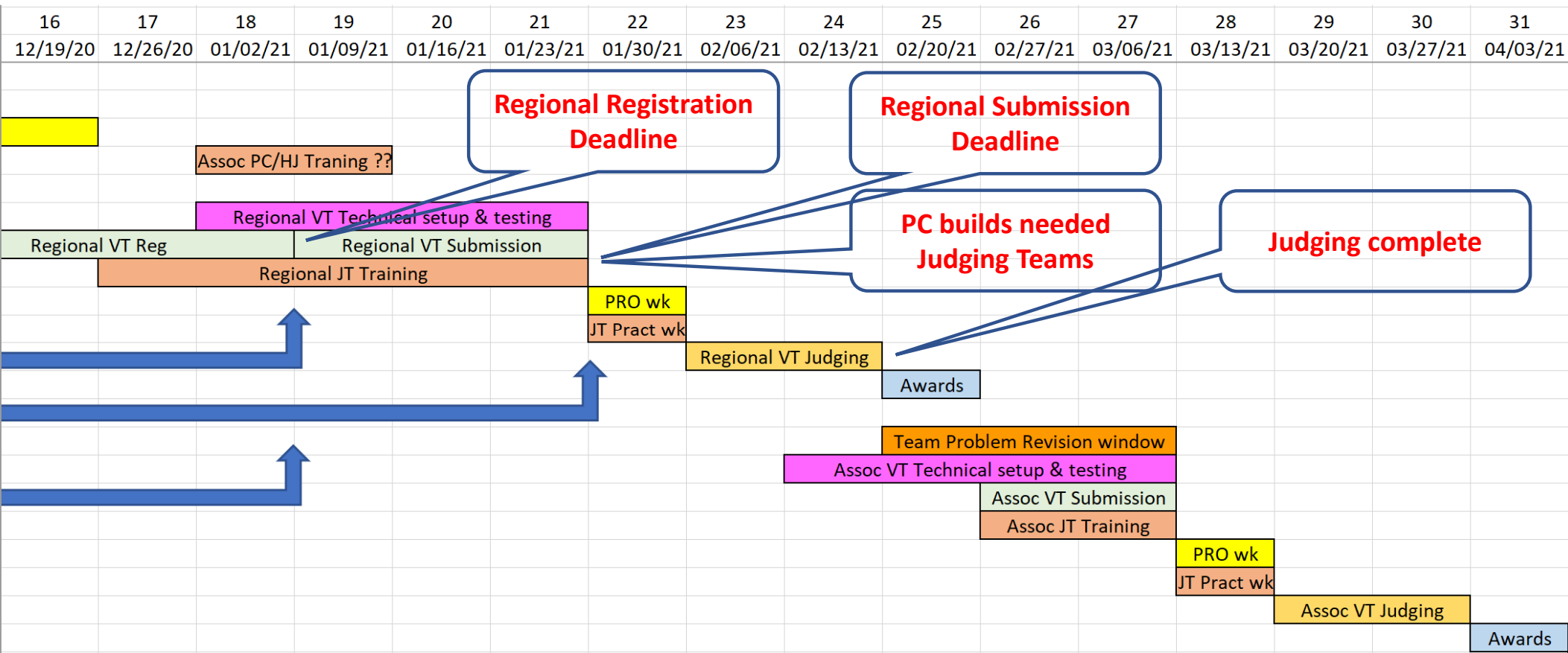
Draft Time-Line: What date are we working toward?




Preparing Judges:

- Judges: the VT time-line template has 4 weeks of activities for judges
 - Week 1 is for problem specific training and for technical training
 - *This week is the final week of VT Training on Draft Time-line, so it can be longer than 1 week.*
 - Tech setup instructions sent prior to training
 - Tech setup needs to be complete prior to training
 - There will be time needed (several weeks) prior to the start of week 1 for the VT Tech lead and each JT Tech lead to be trained as well as time for the VT tech lead to setup the technical environment for the VT
 - Week 2 is for JT Practice and for the PRO to get their work done.
 - This is a new judging process. Each JT needs to practice with a couple of teams to be ready.
 - Practice week also works out technical issues before judging has to start.
 - JT should determine how long it takes to judges teams on average and hence total teams they can complete in the two week judging phase.
 - Weeks 3 & 4 is tournament judging
 - Judges score teams.
 - Judges submit special award nominations.
 - Length can be adjusted based on the size of the largest P/D.

Draft Time-Line: What is a VT month like?



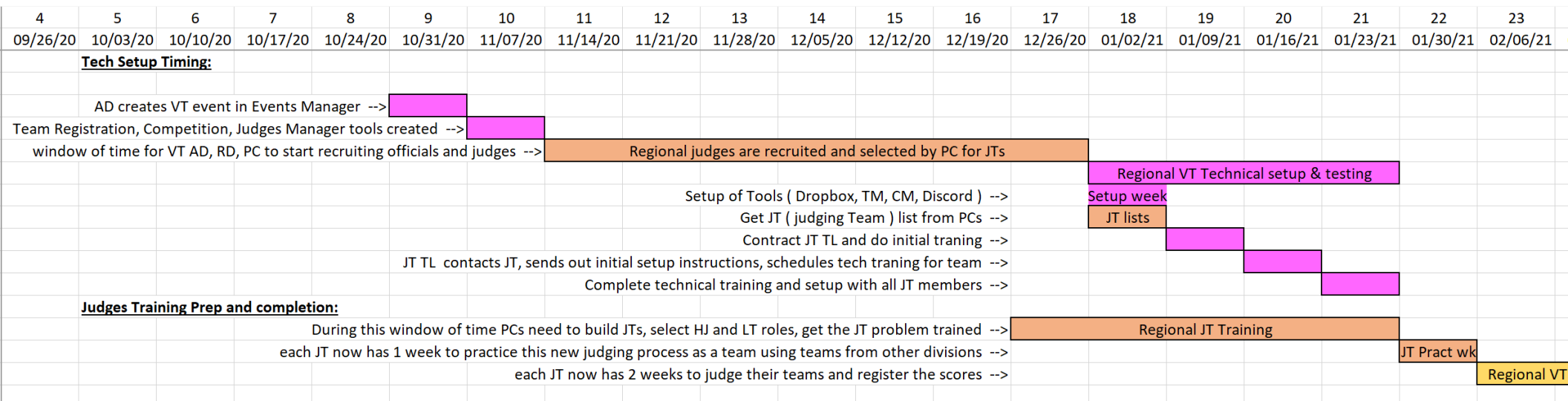
Draft Time-Line: Team Registration dates



Setting up the Tournament

- Early setup:
 - Create Event in Event Manager
 - Create Team Registration, Judges Registration, Competition tools
 - This allows AD/RD/JC/TD/PC/... to recruit and register judges
 - This allows teams to get registered.
 - These tournament events are earlier than with Traditional Tournaments
- Enabling PC to plan:
 - PC need to know the # teams for each P/D.
 - Sets JT size needs (if a large # of teams reg for a P/D, that P/D may need to be split.
 - Team registration needs to be earlier than with Traditional Tournaments

Draft Time-Line: VT Setup / Judges Training



Overview of Technology differences:

- LT Judges: Work is all done online, judges need to be able to work online
 - LT Judges must have a PC with Win 10 or Mac OS (no Chromebooks, etc.)
 - Judges need an internet connection
 - Judges need to have basic computer skills (don't need to be experts)
 - Judges will need problem specific training, as usual, but done online.
 - Judges will also need to setup and test the downloaded & online tools.
 - Judges will then have a JT based technical training session.
 - Will go into how to use the various tools (Dropbox, TM, CompMgr, Discord, Excel, Word)
 - Will address the judging and scoring processes
 - Will show how to use and take advantage of the communication tools
 - Guides will be available to help with setup and use of the tools.
 - Judges are taking advantage of the framework built to support scoring to access other services and support communications.
 - A separate video will be available on “Orientation & Training Judges for a Virtual Tournament”
- SP Judges: Work is all done online using a browser interface, no special tools
 - SP Judges should be able to use any PC including Chromebooks since they need to access internet
 - A separate video will be available on “judges training”

Overview of Technology differences:

- Teams:

- Teams can meet using online tools, develop solutions, write scripts, etc...
- Teams will need some guidance for how to produce a good video
 - Separate CCI provided training guide and video will be available.
- Teams will register for a tournament in the usual way.
 - Team registration may be significantly earlier than teams are used to.
 - But later will need to go back and enter the urls that are required.
 - There are steps teams need to take that they will need to be reminded about.
- There is a long time between when a Submits their paperwork & video and when the Results are shared. Nominally about a month.
 - How do we keep teams engaged and excited about the tournament with such a long interval?
- Lots of good communication to teams will be needed.
 - If teams are not reminded about what is different, they will assume business as usual.

Overview of Awards differences:

- Results and Awards:

- As judging concludes, the Scoring PC will provide the results. How will they be shared?
- Recommend a pre-recorded video approach be used.
CCI will provide guidance on how to produce a good Awards/Results video.
- As usual Awards should include any special awards (OMER's Award, Ranatra Fusca)
- You may have some special events that were used during the tournament month that needs to be shared and awarded.
- You may want to collect video snips from the team videos to share as a collage.
- Make the Awards and Results a special moment. It has been a long time coming.
- It takes time to do the video creation, needs lots of planning
- How will awards be delivered to teams?

Overview of Advancing teams:

- Advancing teams:

- Not necessarily a big difference area, BUT
- Use the CM to advance teams to the next tournament as usual.
- If advancing from Regionals to Association levels
 - Recommend use of the Team Registration Window to allow teams time to revise solutions based on judge's feedback to submit a new video or updated paperwork.
 - This could be a short window to accommodate any revisions teams may wish to make.
- In this VT world, the number of teams you can advance from regionals to associations can be larger (**your JTs have more capacity**)
- AND, the number of teams that will be allowed to advance to WFs will be larger (**work with CCI on what each association's WF advancing guidelines will be**)

Wrap-up:

- Wrap-up:

- This deck is intended to start conversations and is expected to generate lots of questions. The hope is that it starts to frame the challenge of hosting a Virtual Tournament.
- There will be other videos, documents, guides, etc. to provide more detail to help Tournament Directors figure out what they need to do to host a VT.

- Follow-up:

- If needed, I am happy to answer questions and even participate in teams calls (Zooms) to help make this all work. Time and bandwidth is limited of course so please help me manage the demand.
- Jeff Carter: Scoring IPC – JeffCarter@OdysseyoftheMind.com